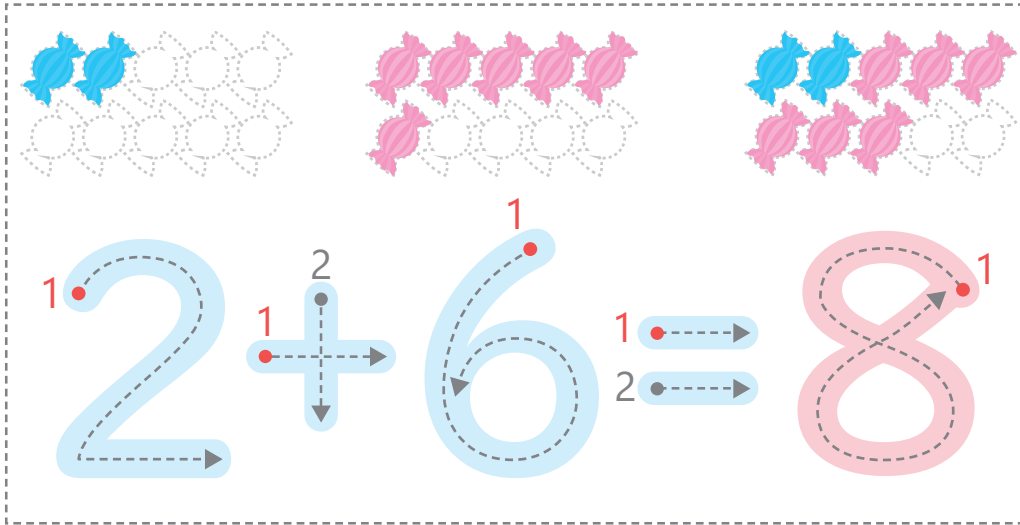
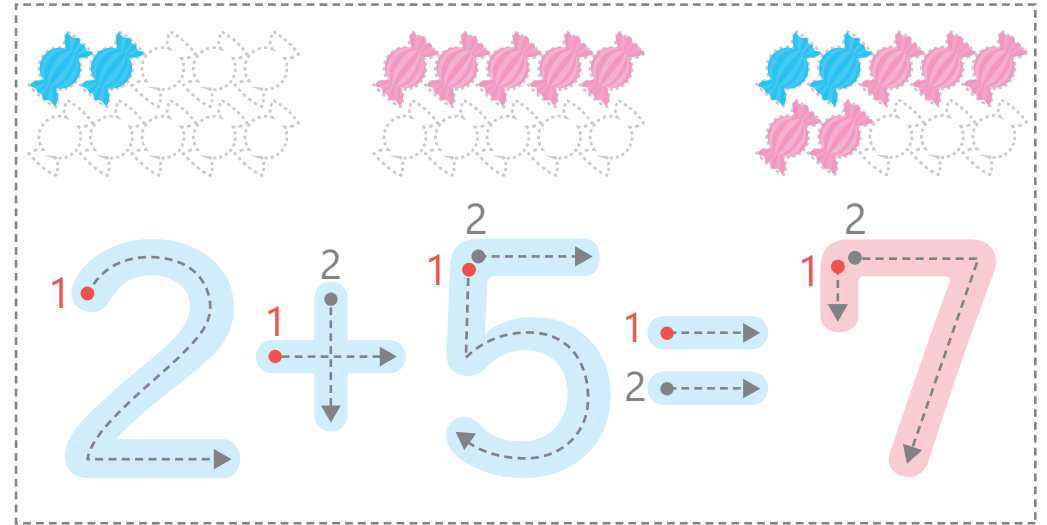


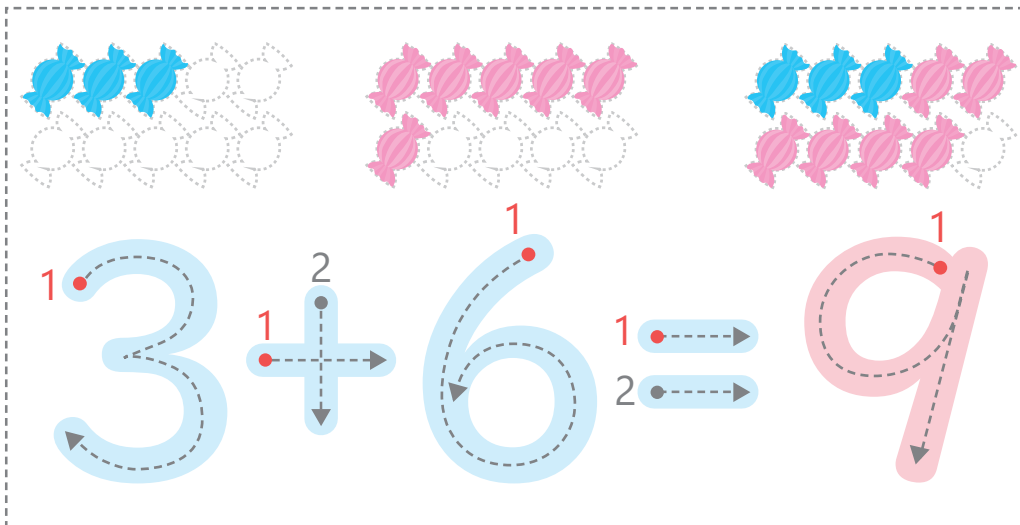
たしざんを なぞって こたえをかきましょう。アメにもいろをぬりましょう。



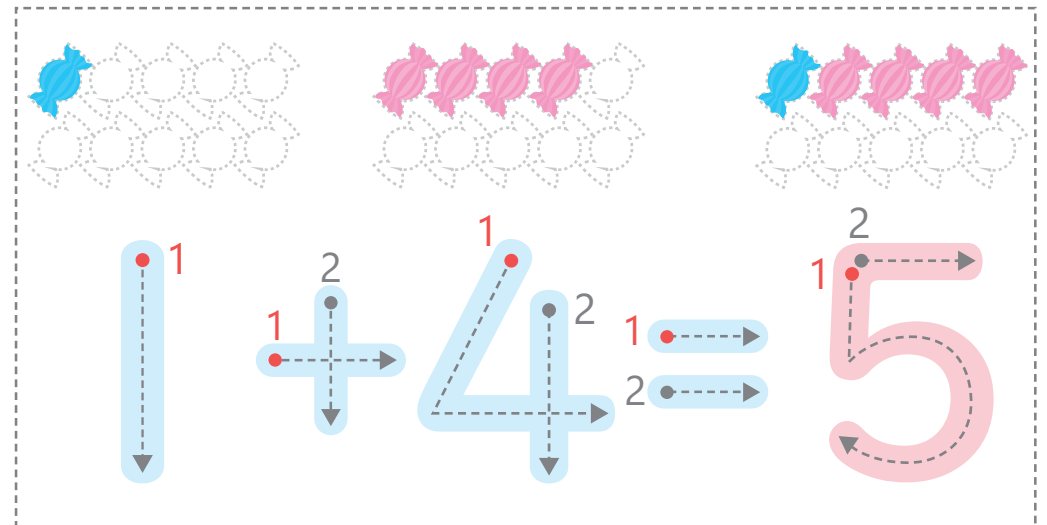
Activity 1: Candy counting and arithmetic. The top row shows three groups of candies: 2 blue candies, 4 pink candies, and 6 candies (2 blue and 4 pink). Below are three groups of empty circles for coloring. The bottom row shows the arithmetic:  $2 + 6 = 8$ . The numbers 2, 6, and 8 are shown with stroke order arrows and numbers 1 and 2. The number 8 is pink, while 2 and 6 are blue.



Activity 2: Candy counting and arithmetic. The top row shows three groups of candies: 2 blue candies, 4 pink candies, and 7 candies (2 blue and 5 pink). Below are three groups of empty circles for coloring. The bottom row shows the arithmetic:  $2 + 5 = 7$ . The numbers 2, 5, and 7 are shown with stroke order arrows and numbers 1 and 2. The number 7 is pink, while 2 and 5 are blue.



Activity 3: Candy counting and arithmetic. The top row shows three groups of candies: 3 blue candies, 4 pink candies, and 9 candies (3 blue and 6 pink). Below are three groups of empty circles for coloring. The bottom row shows the arithmetic:  $3 + 6 = 9$ . The numbers 3, 6, and 9 are shown with stroke order arrows and numbers 1 and 2. The number 9 is pink, while 3 and 6 are blue.



Activity 4: Candy counting and arithmetic. The top row shows three groups of candies: 1 blue candy, 4 pink candies, and 5 candies (1 blue and 4 pink). Below are three groups of empty circles for coloring. The bottom row shows the arithmetic:  $1 + 4 = 5$ . The numbers 1, 4, and 5 are shown with stroke order arrows and numbers 1 and 2. The number 5 is pink, while 1 and 4 are blue.